

DVD DATA ARCHIVING

Excel Meridian Data Inc, USA, have developed an ideal product for the management of CD/DVD file sharing. Beegees Computers Pvt. Ltd., Mumbai, [BCPL] are the sole representative of Excel Meridian Data Inc. in India. The product is an excellent solution for hassle free management of the library where huge data is required to be handled on line as the database gets updated daily.

For the digitisation of any library, it is imperative to make available to the members on their computers, at any given point of time, important CD-ROMs / DVD-ROMs, Scanned Data and Downloaded data from the web.

This product is ideal for libraries for the management of CD/DVD file sharing due to its following highly successful functions and features:

- CD/DVD File Sharing.
- DataShare supports up-to 1,000 on-line.
- CD/DVD volumes in a highly compact and optional RAID protected storage medium.
- Volume groupings allow for easy organization and security control of your media.
- Remote image any disc to DataShare from any Windows computer on your network – or even over the Internet – with the included eConsole software!
- Data Archiving.
- Store data on DataShare like a typical file server on available RAID protected storage, then instruct DataShare to automatically archive that data on a scheduled basis. Data can be archived to a read-only format and made instantly available for File Sharing, written to CD-RW or DVD-RW discs, or both.
- Automatically archive upto 24 GB of data (6 x DVD-RW drives, 4 GB per disc) to DVD-RW on a scheduled basis, completely unattended.
- CD/DVD Recording

- Supporting CD-RW and DVD-RW recording, any disc image cached on DataShare can be recorded to blank media for an exact duplicate. Or use the included eConsole application software and create a new CD or DVD disc from your desktop.

Excel Meridian products have been patronized by many discerning and techno-savvy customers like Interuniversity Center for Astronomy and Astrophysics Pune (IUCAA), Hindustan Aeronautics Ltd. Bangalore (HAL-Library), Center For Sheep and Wool Research Institute Avikanagar Rajasthan, (CSWRI-Library) and Malaviya National Institute of Technology (MNIT-Library).

BCPL had demonstrated their product DataShare to Tata Energy and Resources Institute, India (TERII) who have found the product ideal for libraries for the management of CD/DVD file sharing.

They found it an excellent solution for hassle free management of the library where huge data is required to be handled on line as the database gets updated on regular basis.

CD/DVD FILE SHARING AND AVAILABLE DATA ARCHIVING

DataShare is a dual-function NAS server that performs both CD/DVD File Sharing tasks as well as Data Archiving. It is the first NAS server available in the market that combines these unique features in one easy-to-use solution.

CD/DVD FILE SHARING

DataShare supports up-to 1,000 on-line CD/DVD volumes in a highly compact and optional RAID protected storage medium. Volume groupings allow for easy organization and security control of media. Remote image any disc to DataShare from any Windows computer on your network – or even over the Internet – with the included eConsole software. Imagine the possibilities of simultaneously deploying a new media set to multiple locations all from the comfort of your desk.

Archive Your Data Easily, Quickly and Cost-Effectively

CD/DVD File Sharing

FOR THE DIGITISATION OF ANY LIBRARY, IT IS IMPERATIVE TO MAKE AVAILABLE TO THE MEMBERS ON THEIR COMPUTERS, AT ANY GIVEN POINT OF TIME, IMPORTANT CD-ROMS / DVD-ROMS, SCANNED DATA AND DOWNLOADED DATA FROM THE WEB. CD CACHING AND MIRRORING FUNCTIONS SUPPORTS ALMOST ALL CD FORMATS, SUCH AS MUSIC CD'S, CD-ROM, CD-R/RW, DVD-ROM, DVD-R/RW AND VIDEO-CD

DVD DATA ARCHIVING

DATA ARCHIVING

One can store data on DataShare like a typical file server on available RAID protected storage, then instruct DataShare to automatically archive that data on a scheduled basis. Data can be archived to a read-only format and made instantly available for File Sharing, written to CD-RW or DVD-RW discs, or both.

Automatically archive up-to 24 GB of data (6 x DVD-RW drives, 4 GB per disc) to DVD-RW on a scheduled basis, completely unattended.

CD/DVD RECORDING

Supporting CD-RW and DVD-RW recording, any disc image cached on DataShare can be recorded to blank media for an exact duplicate. Or use the included *eConsole* application software and create a new CD

or DVD disc from your desktop.

KEY FEATURES:

- (4) independent IDE channels allows attaching up-to (8) devices, depending on your task requirements.
- 128 MB SDRAM standard, 256 MB optional.
- Auto-sensing 10/100Mb Network Interface.
- First time setup in just minutes using the front mounted LCD panel or included *eConsole* software.
- CD Caching and Mirroring functions supports almost all CD formats, such as music CD's, CD-ROM, CD-R/RW, DVD-ROM, DVD-R/RW and VideoCD.
- 1000 volume capacity with volume management system.
- Share-level and user-level security control to protect data, synchronize with existing Windows domain or create local users and groups on DataShare
- Available as rackmount (2U and 4U) or tower (5-bay, 9-bay and 10-bay)



ARCHIVING DATA EASILY, QUICKLY AND COST-EFFECTIVELY

WHY "DATA ARCHIVE"?

A high percentage of the files and data stored on file servers are accessed infrequently, and in many cases they are never even modified once they have been created. This situation is not only true for the data

IN THE WORLD OF DVDR SINGLE IS STILL BETTER THAN THE TWINS

SPORTS III ACHIEVED
3.2 SECONDS PROCESS
CYCLE TIME



@ ANWELL Anwell Precision Technology Ltd.

Tel:+852 2499 9178 Fax: +852 2499 9170 E-Mail:hongkong@anwelldigital.com <http://www.anwelldigital.com>

DVD DATA ARCHIVING

belonging to typical users in their daily operations, but for some specific applications this is the rule. Additionally, as applications evolve to include graphics, audio and video, they generate larger and larger files.

Where should you store it all? Do you keep all this data stored in expensive first-line fileserver or move them somewhere else? Temporarily or permanently? Online, nearline or offline? These are typical issues confronting MIS, IT and network managers

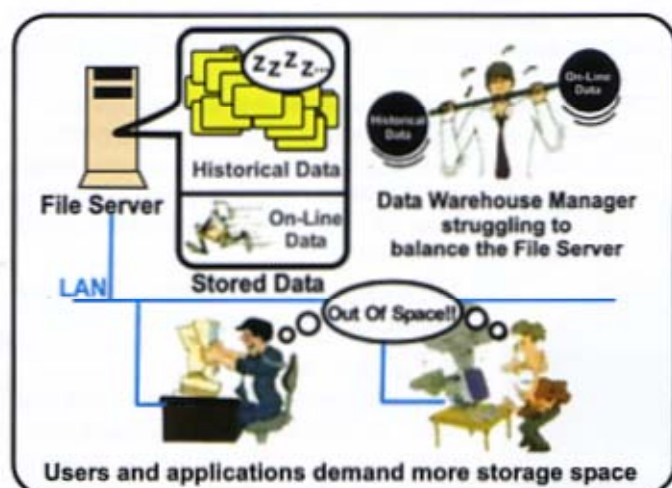


Figure 1: The headaches of handling huge amounts of historical data

everywhere.

Some of the factors driving the system managers' decisions on whether data should be archived or not:

- Less frequently accessed data, which needs to be kept permanently.
- Historical data that can't be modified once it has been created.
- Main file servers running out of space while storage demands are increasing exponentially
- Performance of main file servers diminished due to inefficient storage architecture and handling of non-essential storage tasks.
- Data still needed to be on-line.

What will be the best policies to handle these needs? A properly designed "data archive" solution should:

- Free up the storage space originally occupied by historical data.
- Data should be stored in a logical/physical "readonly" media (such as a CD/DVD title or a virtual image) to prevent it from being destroyed accidentally.

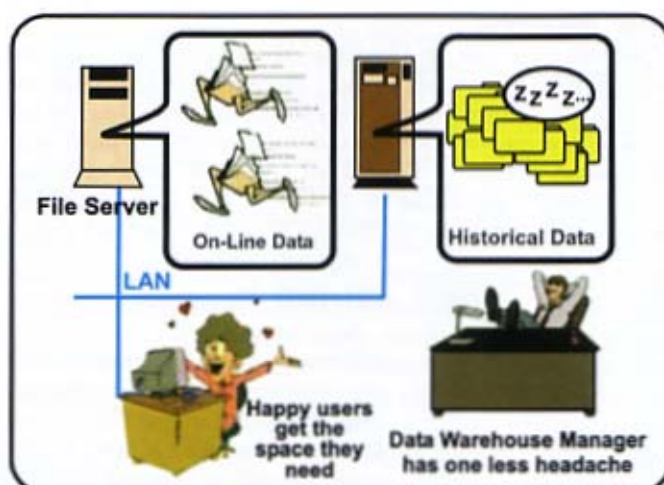


Figure 2: An efficient system architecture for handling huge amounts of historical data

- Allow users and applications to access data directly from the archive - no extra software (i.e. to decompress or restore data) should be necessary to explore the archived data.
- The fact that the data has been archived should be transparent to the users, both in terms of access methods and performance.
- Historical data should be stored on a reliable storage media, which will permanently keep the archived data.

WHAT ARE THE DIFFERENCES BETWEEN "DATA ARCHIVE" AND "DATA BACKUP"?

Data backup is the most common way to ensure the integrity of data stored in file server or NAS. It gives the user the capability to rebuild their data in the event that it is destroyed either accidentally or maliciously. How does this compare to "data archiving"? The principles behind "data archiving" and "data backup" are similar but not exactly the same.

Here is a comparison of the similarities and differences between "data archive" and "data backup" for reference:

Category	Data Archive	Data Backup
Source data	The on-line file storage server or NAS server	The on-line file storage server or NAS server
Intermittent storage media	Virtual images on HDD	Magnetic tape
Permanent storage media	CD-R/RW, DVD-R/RW	Magnetic tape
Reliability of storage media	High	Low
Data availability	On-line and Near-line	Off-line
Data accessibility	Same as on-line data	Need to be restored first
Data attribute	Read-only	Read-only
Data restore/recovery	Device and software independent (standard "copy" command)	Device, tape format, and backup S/W dependent
Frees up space on the main file server	Normally "yes", the archived data can be removed from the main file server	Normally "no", the backup data will be kept on-line on the main file server until it is deleted.

DVD DATA ARCHIVING

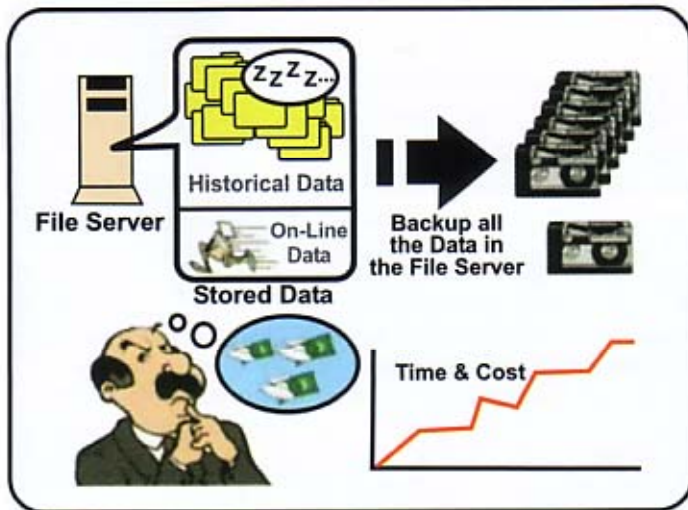


Figure 3: Backup "all the data" stored in the first-line servers means "time" and "money"

WHAT ARE THE ADDITIONAL BENEFITS TO ARCHIVING DATA THIS WAY IF I AM ALREADY PERFORMING DAILY BACKUPS?

Tape backup is the most common way available to protect your on-line data stored in the first-line file storage server or NAS server.

In determining whether you would be better off archiving some of your data, a few important questions are:

- Should I backup all the data stored in the first-line file storage server or NAS server?
- What if much of that data never changes or is rarely accessed?
- How much additional time and other expensive resources do I need to back up all the "historical" data on a daily basis?
- Is the window of opportunity to back up my file server long enough to include back up of unchanging historical data?

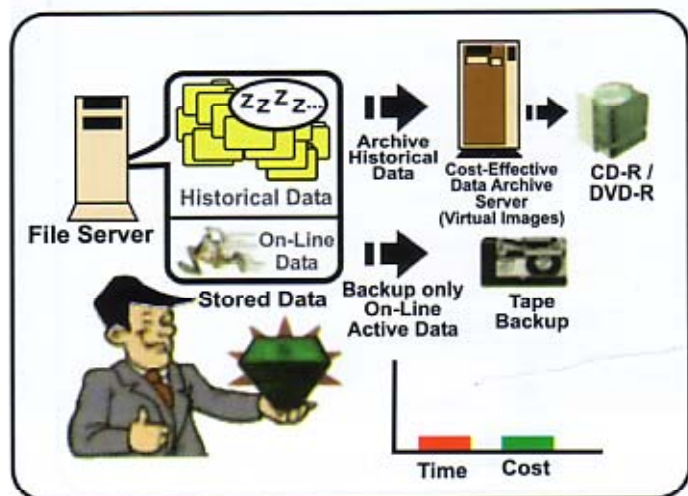


Figure 4: Backup "on-line" data to tape and archive "historical" data somewhere else

OPTICAL DISC SYSTEMS

The Industry Standard



PROmeteus

The NEW Generation MT-200

- Blue Laser Option for Enhanced Groove Evaluation of DVD
- Ready for Future High Density Discs
- Sophisticated User-Interface



For more information: www.dr.schenk.com

Contact us: info@drschenk.com

Phone Dr. Schenk Worldwide: Germany: +49 89 85695 0 • USA: +1 651 730 4090
 Japan: +81 45 929 6106 • Hong Kong: +852 2425 1860 • Taiwan: +886 2 2920 7899
 Thailand: +66 2 662 5505 • China: +86 10 650 32159 • Korea: +82 2 719 8342

DVD DATA ARCHIVING

- Would my file server and its applications run faster and more efficiently if I could offload user-specific and less frequently accessed data to a NAS server?

The answers to these questions may reveal that there is a better, faster, more reliable and less expensive solution than the methods of back up and recovery that you are using today!

The better, more cost-effective way is to backup only the on-line, active data to tapes, offload less frequently accessed data to a NAS server, and to archive historical and static data using an easy to install and use, cost-effective system solution.

The data archiving solution not only minimizes the amount of dead storage space on your first-line file storage server or NAS server, but also reduces the amount of time needed to perform backup operations.

WHAT DATA ARCHIVING SOLUTIONS ARE AVAILABLE IN THE MARKET TODAY?

The new generation of CD/DVD jukeboxes is one of the key components for data archiving applications. The solution consists of:

- A CD/DVD jukebox with CD/DVD writers to burn and keep physical CD/DVD media.
- An application server with jukebox specific software installed

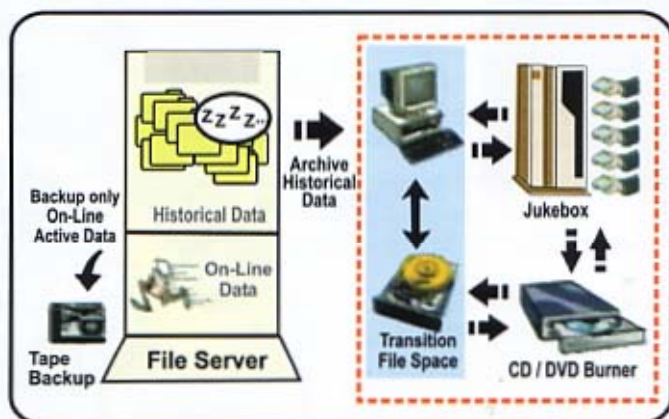


Figure 5: Data archiving solution using a Jukebox iV an expense worth avoiding!

archiving is cost-prohibitive and normally it is only deployed for those specific applications where reliable archive media such as CD or DVD is absolutely necessary.

A NEW, MORE COST-EFFICIENT WAY TO ARCHIVE DATA USING THE DATA SHARE

The DataShare system was originally designed to serve both file and CD/DVD server functionalities. Compared with the other CD/DVD server products available in the market, some of the unique features of the DataShare are:

- It is the only product of its kind that can be either a CD mirror server, a NAS server or both. This allows integrators and resellers to offer upgrades to CD/DVD server customers to include NAS on their network. It also means that integrators and VARs only need to stock one product for all their customers.
- It is the only product that includes RAID (0, 1 & 5) protection for the CD mirror. This, along with the ability to host up to 1000 CD/DVD volumes, makes the DataShare an excellent solution for a high capacity CD/DVD server.
- This is the only solution of its kind to offer archiving capabilities including the ability to automatically transfer data files from the NAS partition to the CD partition and then copy them to optical media. That makes this data archiving solution an outstanding low-cost, low maintenance, easy to install option over jukeboxes.

WHAT ARE THE KEY DATA ARCHIVING FEATURES OF DATA SHARE?

- The file storage devices of the DataShare can be used either as a primary file server or as a transitional storage area to keep historical data online before archiving it to a virtual CD/DVD image.
- Data transfer between data sources and the DataShare uses standard network protocols.
- Under pre-set conditions, the data stored in file storage devices will be "internally" transferred to the RAID-protected CD/DVD image storage device without impacting network bandwidth.
- The read-only attribute of data stored in the CD/DVD image

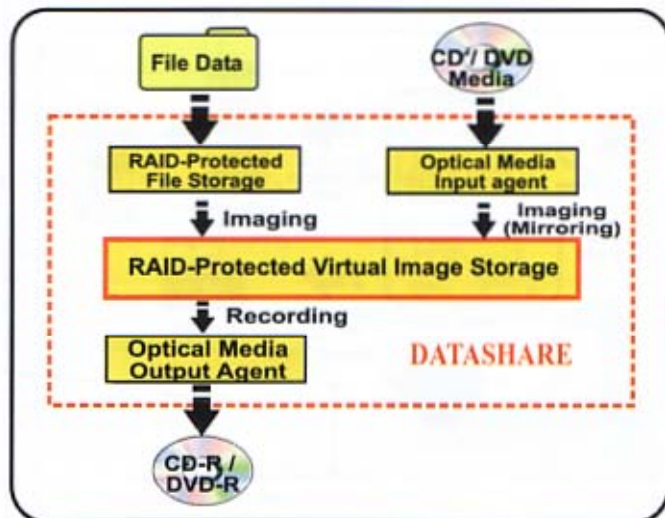


Figure 6: The new DataShare system architecture - including data archiving

to control the jukebox and the data flow of the archiving operation.

The method of archiving data using a jukebox and its related components has been on the market for quite some time. However, the low number of these systems actually installed proves that such solutions are not popular. This is due to:

- The total system cost is just too high for small and medium-size offices to afford (around \$30K to \$50K). Because of this, most people prefer to leave most of their historical data on the fileserver and then back them up to a tape solution.
- Maintenance and management costs are also high. Additionally, jukeboxes are frequently installed in pairs due to their unreliability.
- The Cost/Performance ratio is poor. When retrieving near-line data it takes around 6 ~ 8 seconds to put the off-line disc back on-line; and access by simultaneous users is limited to a certain number (typically 5 ~ 10).

As a result, the jukebox system solution approach for data

DVD DATA ARCHIVING

storage device allows data to be kept on or near-line while protecting the data from accidental deletion or damage from computer viruses.

- The archived images can also be output to record-able media, like CD-R/RW and DVD-R/RW for permanent archiving purposes.
- Storage space can be freed up automatically once the historical data has been migrated from the file storage space to the image storage space or output from the image storage space to an optical recorder.

several small ones and burn them to a record-able device by pre-defined "size". ■■

Reach us at news@opticaldisc-systems.com or write to **Optical Disc Systems**, 6C-5, Sangeeta Apartment, Juhu Road, Mumbai 400049 or Fax: +91-22-6604923 with your response


www.opticaldisc-systems.com

WHAT OTHER KEY DATA SHARE FEATURES ARE INCLUDED IN THE DATA ARCHIVING APPLICATIONS?



The DataShare has many convenient features, providing MIS and IT managers the versatility they need to support their data archiving needs.

- Select the whole file volume as the source data.
- Support up to 10 data archiving tasks.
- All source data will be built as a single ISO image and made immediately accessible.
- The full path of source data will be maintained in the ISO image built.
- Build images or burn CD/DVDs automatically by "schedule" and "condition".
- Automatically assign a volume label to the newly created image.
- A file containing a list of archived files/folders will be written to the image.
- A dedicated "Event Log" will be generated for data archived.
- The option to keep or delete archived source data in either the file volume or CD image volume after the image has been created or a CD/DVD is burned successfully.
- Image splitter. Split a large ISO image into

International Recording Media Magazine



www.opticaldisc-systems.com



Subscribe Now

at
Media-Tech Expo, Frankfurt
 booth no **J48A**
 at **Euro 50**